

ISATA 3 2025



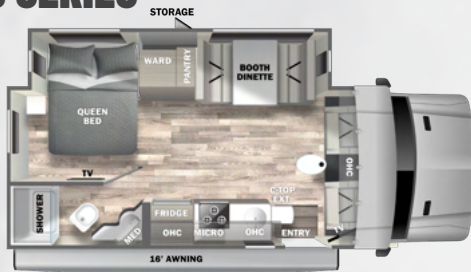
# 3 SERIES *isata*



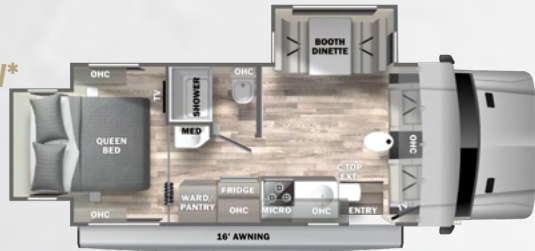
Pictured with Optional Extended Front Cap with Cab-Over Bunk

# ISATA 3 SERIES

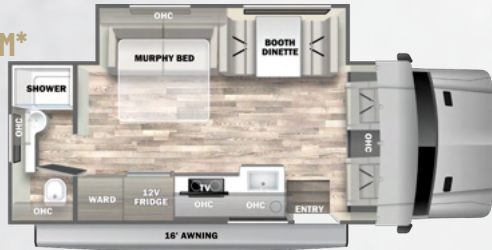
24FW\*



24RW\*



24SSSFXM\*



## OPTIONS



**THREE-SEAT POWER THEATER SEATS**  
IPO Dinette (24FW)

**DUAL POWER THEATER SEATS**  
IPO Dinette  
(24RW and 24SSSFXM)

## STANDARD FEATURES & OPTIONS

### CHASSIS

- Mercedes-Benz® Sprinter Chassis (11,030-lbs. GVWR / 15,250-lbs. GCWR)
- 2.0L I4 Turbo Diesel Engine (211 hp / 332 lb-ft. of Torque)
- 9G-TRONIC PLUS Automatic Transmission with Overdrive
- 24.5-Gallon Fuel Tank
- 5.75-Gallon Diesel Exhaust Fluid Tank
- Lane Keep Assist
- Adaptive Cruise Control
- Active Brake Assist
- Hill Start Assist
- Crosswind Assist
- Attention Assist
- Traffic Sign Assist
- Rescue Assist
- Electronic Stability Program (ESP)
- Wet Wiper System
- Trailer Hitch (5,000 Tow lbs. / 500 Tongue lbs.) with 7-Way Round Tow Connection
- Momentary Battery Booster Switch for Connecting Chassis and House Batteries
- Single AGM 12V Chassis Battery
- 250-Amp Alternator
- LED Brake, Turn, and Backup Lights
- Fog Lights
- Aluminum Running Boards
- Bilstein® Gas-Charged Rear Shock Absorbers
- Front and Rear Tires: LT215/85 R16
- Single Front Wheels and Dual Rear Wheels (5.5" x 16")
- Aluminum Wheels (Set of Four) with Valve Extensions
- 4.727 Rear Axle Ratio
- Power, Heated Leatherette Cab Seats with Swivel Bases

- Quad-View Camera System (Right Side, Left Side, Hitch, and Rear Horizon Views)
- MBUX (Mercedes-Benz User Experience) 10.25" Touch Screen Infotainment System with Navigation, AM/FM, Bluetooth®, Sirius/XM® (Tuner and Antenna), Apple® CarPlay™ / Android® Auto™ Functionality, and "Hey Mercedes" Voice Control
- 12V and USB-C Accessory Ports
- Wireless Smartphone Charging Tray
- Instrument Cluster with Color Display
- Multifunction Steering Wheel
- Adjustable Steering Column
- Power Windows and Locks
- Power Exterior Mirrors (Auto-Heated at Low Temperatures)
- 3-Point Seat Belts
- Front, Thorax, and Window Safety Air Bags
- Deluxe, Removable Automotive Cab Carpet Mat
- Drink Holders

### CONSTRUCTION

- 1½" Aluminum-Framed, Laminated Sidewalls with Block Foam Insulation
- Composite Exterior Fiberglass (No Exterior Wood)
- Aluminum-Framed Floor
- Composite Flooring Substrate (Lightweight and Moisture-Resistant)
- Aluminum-Framed Roof Trusses
- Crowned, One-Piece Fiberglass Roof
- Fiberglass Rear Bumper
- Foil-Lined Ductwork Throughout
- Aerodynamic Fiberglass Front Wing Panels
- Automatic, 4-Point Hydraulic Leveling Jacks with Bluetooth® Smart Phone App Control
- Dark-Tinted, Frameless Windows
- Seamless Rotocast Storage Compartments with LED Lighting
- Locking Aluminum Exterior Storage Doors with Compression Latches
- Electric Slide System



24FW shown with Driftwood II cabinetry and Milano décor.

Dimensions:	24FW	24RW	24FWSF (Freedom Edition)	24SSSFXM
GVWR	11,030 lbs.	11,030 lbs.	11,030 lbs.	11,030 lbs.
GCWR	15,250 lbs.	15,250 lbs.	15,250 lbs.	15,250 lbs.
GAWR - Front	4,410 lbs.	4,410 lbs.	4,410 lbs.	4,410 lbs.
GAWR - Rear	7,720 lbs.	7,720 lbs.	7,720 lbs.	7,720 lbs.
UVW** - US Chassis	10,054 lbs.	10,155 lbs.	9,921 lbs.	TBD
UVW** - Canadian Chassis	9,988 lbs.	10,089 lbs.	9,855 lbs.	TBD
Overall Length	24' 7"	24' 7"	24' 7"	25' 5"
Exterior Width	94"	94"	94"	94"
Wheelbase	170"	170"	170"	170"
Overall Exterior Height	11' 5"	11' 5"	11' 5"	11' 5"
Interior Height	81"	81"	81"	81"
Fuel Capacity	26.4 Gal.	26.4 Gal.	26.4 Gal.	24 Gal.
Water Capacities (Gal.)				
Fresh/Gray/Black	35/32/32	35/32/32	50/32/32	35/32/32
LPG Capacity (WC)	20.3 Gal.	20.3 Gal.	N/A	N/A
Awning Length	16'	16'	16'	16'

\*Canadian chassis feature three total seatbelts.

\*\*UVW is an estimate only based on standard equipment.

## FULL BODY PAINT PACKAGES With Front-End Diamond Shield



Admiral Blue



Granite



Khaki

## EXTERIOR

- Custom Full Body Paint Package
- Premium Cut and Buffed Paint Finish
- Front-End Diamond Shield® Paint Protection
- Armless Patio Awning with LED Lighting and Motion-Activated Retraction
- Slideout Topper(s)
- LED Patio Light
- Entry Door with Dark-Tinted, Frameless Window and Integrated Shade
- Lighted Acrylic Entry Grab Handle
- Power Entry Step with Upgraded SeaDek® Step Tread
- Exterior TV Mount
- Exterior Speakers
- Front and Rear LED Clearance and Marker Lighting

## INTERIOR

- Premium Vinyl Flooring Throughout
- Soft-Touch Padded Vinyl Ceiling
- LED Ceiling Lighting
- Sprung, Residential-Style Dinette Seats with Lift Up Storage
- Coordinating Window Treatments
- Blackout Roller Shades (Steel Blind at Kitchen Window)
- Hardwood Craftsman-Style Cabinetry
- Full Extension, Soft-Closing Drawer Guides (where applicable)
- Hidden Hinges
- 32" LED Smart TV (Living Area)
- Stereo System - AM/FM with Zoned Speaker Control and Bluetooth® Smart Phone App Control
- Easy Access Battery Compartment Beneath Entry Step

- Entry with Non-Skid Rubber Step and Steel Risers
- Thermal, Reflective Front Privacy Shades
- USB Charging Ports
- Cocktail Table Between Cab Seats
- Cab Seat Booster Cushions (Set of Two)

## KITCHEN

- 12V 8 cu. ft. 2-Door Compressor-Driven Refrigerator
- Gas Range with Glass Cover and Overhead Range Cover
- Convection Microwave Oven
- Solid Surface Countertops with LED Edge Lighting and Backsplash
- Solid Surface Countertop Extension
- Stainless Steel Sink with Solid Surface Cover
- Residential Stainless Steel Spring Gooseneck Faucet
- Overhead Cabinet Accent Lighting
- Under-Cabinet Lighting
- MaxxAir® Power Vent with Built-In Rain Cover

## BEDROOM

- Queen Bed (60" x 75") with Gel-Infused Memory Foam Mattress
- Under-Bed Storage (24FW)
- Deluxe Padded Headboard (24RW)
- Designer Bedding Package
- 32" LED Smart TV (N/A 24SSSFXM)
- Cedar-Lined Wardrobe
- LED Reading Lights
- USB Charging Ports
- Privacy Partition

## BATHROOM

- Shower with Light-Weight, Soft-Sided Shower Door and Skylight

- Oxygenics Body Spa® RV Shower Head
- Stainless Steel Sink with Residential Faucet
- Composite Foot-Flush Toilet with Hand Sprayer
- MaxxAir® Power Vent with Built-In Rain Cover

## UTILITIES

- Dual Low-Temp Lithium Auxiliary Batteries (200Ah Total)
- Firefly® Multiplex Wiring with Touch Screen Command Center, Switch Panels, and Bluetooth® Smart Phone App Control
- Battery Disconnect at Entry
- 30-Amp Service
- 2,000W Pure Sine Wave Inverter (3,300 Peak Watts)
- 3.6kW Onan® LP Generator with Auto Transfer Switch (Mounted on Isolator Pads)
- Automatic Generator Start
- Solar Panel - Single 190 Watt with 30 Amp Controller
- Ducted, Low-Profile 15,000-BTU Air Conditioner with Heat Pump
- 20,000-BTU Furnace with Electronic Ignition
- 60,000-BTU Truma® AquaGo Comfort Plus™ On-Demand Water Heater (LP)
- 20.3-Gallon LP Tank (WC)
- LP Quick Connect
- Water Filtration System
- Exterior Shower in Service Bay
- Exterior GFCI Receptacle
- Winegard® AIR 360+™ with Gateway Router (WiFi Extender, 4G LTE, Omnidirectional VHF/UHF OTA, FM, SIM Card Port)
- 4 x 4 HDMI Matrix
- Cable TV / Satellite Hookup
- 60-Amp Progressive Dynamics Converter with Charge Wizard® System

- Black Tank Flush
- SureLevel® Tank Level Monitoring System
- 12V Heat Pads on Fresh, Gray, and Black Tanks
- Water Management Valve for Fill and Winterizing
- Upgraded 12V On-Demand Water Pump (4 gallons per minute)
- Carbon-Monoxide, LP, and Smoke Detectors
- Fire Extinguisher

## OPTIONS

- Aerodynamic Fiberglass Front Cap with Cab-Over Cabinets
- Extended Fiberglass Front Cap with Cab-Over Bunk Mattress and Privacy Curtain (+179 lbs.)
- Three-Seat, Power Reclining Theater Seats in Place of Dinette (24FW - Only Outer Seats are Powered) (+40 lbs.)
- Dual, Power Reclining Theater Seats in Place of Dinette (24RW & 24SSSFX) (+40 lbs.)
- Black Aluminum Wheels (Set of Four) with Metal Valve Extensions

## NEW OPTION - FREEDOM EDITION (24FWSFX & 24SSSFX)

- Exclusive Freedom Edition Full-Body Paint Scheme (Freedom Light or Freedom Dark)
- Dual-Pane Acrylic Windows with Built-In Day/Night Shades (Delete Standard Valances and Slide-Out End Wall Windows)
- Insulated Cab Curtain
- Additional 280-Amp Alternator
- Delete 3.6kW Onan® LP Generator - Replaced by Additional Alternator
- Delete 20.3-Gallon LP Tank
- Two Low-Temp Lithium House Batteries (620AH Total)
- Three 190W (570W Total) Solar Panels with 30-Amp Controller
- 3,000W Pure Sine Wave Inverter/Charger
- 20,400-BTU Truma® Combi D 6 E - High-Efficiency Furnace and Water Heater (Diesel)
- 2-Burner Induction Range
- 50-Gallon Fresh Water Tank Relocated in Bed Base (24FWSFXM Only)



24FW shown with Driftwood II cabinetry and Milano décor.

All information contained in this brochure is believed to be accurate at the time of publication. Please be advised that the stated Standards and Options are subject to change during the model year due to factors outside of the direct control of Dynamax, such as supplier changes/shortages. Dynamax also often makes running changes during the model year to improve reliability, performance, and/or capacity. Please refer to [www.dynamaxcorp.com](http://www.dynamaxcorp.com) for the most current specifications.



Magnetic



Merlot

## Available with the Freedom Edition Package



Freedom Light



Freedom Dark shown with optional black aluminum wheels



**AVAILABLE**

*Aerodynamic Front Cap  
with Cab-Over Cabinets*



**AVAILABLE**

*Extended Front Cap  
with Cab-Over Bunk*



DIFFERENT BY DESIGN

2745 Northland Dr. - Elkhart IN 46514  
888-295-7859 - www.dynamaxcorp.com



**GVWR (Gross Vehicle Weight Rating)** - is the maximum permissible weight of the unit when fully loaded. It includes all weights, inclusive of all fluids, occupants, cargo, optional equipment and accessories. For safety and product performance do NOT exceed the GVWR.

**GCWR (Gross Combined Weight Rating)** - is the maximum permissible loaded weight of your motor home and any towed trailer or towed vehicle. Actual GCWR of this vehicle may be limited by the sum of the GVWR and the installed hitch receiver maximum capacity rating; see hitch rating label for detail.

**GANR (Gross Axle Weight Rating)** - is the maximum permissible weight, including cargo, fluids, optional equipment and accessories that can be safely supported by each axle.

**UVW (Unloaded Vehicle Weight)\*** - is the typical weight of the unit as manufactured at the factory. It includes all weight at the unit's axle(s), including full fuel, all fluids and LP Gas. The UVW does not include cargo, fresh potable water, additional optional equipment or dealer installed accessories.

\*Estimated Average based on standard build optional equipment.

**CCC (Cargo Carrying Capacity)\*\*** - is the amount of weight available for fresh potable water, cargo, passengers, additional optional equipment and accessories. CCC is equal to GVWR minus UVW. Available CCC should accommodate fresh potable water (8.3 lbs per gallon). Before filling the fresh water tank, empty the black and gray tanks to provide for more cargo capacity.

\*\*Estimated average based on standard build optional equipment.

Each Forest River RV is weighed at the manufacturing facility prior to shipping. A label identifying the unloaded vehicle weight of the actual unit and the cargo carrying capacity is applied to every Forest River RV prior to leaving our facilities.


The load capacity of your unit is designated by weight, not by volume, so you cannot necessarily use all available space when loading your unit. Actual towing capacity is dependent upon your particular loading and towing circumstances, which includes the GVWR, GANR and GCWR as well as adequate trailer brakes. Please refer to the Operator's Manual of your vehicle for further towing information.

All information contained in this brochure is believed to be accurate at the time of publication. However, during the model year, it may be necessary to make revisions and Forest River, Inc., reserves the right to make all such changes without notice, including prices, colors, materials, equipment and specifications as well as the addition of new models and the discontinuance of models shown in this brochure. Therefore, please consult with your Forest River dealer and confirm the existence of any materials, design or specifications that are material to your purchase decision.

©2024 Dynamax, a Division of Forest River, Inc., a Berkshire Hathaway company. All Rights Reserved. 08/24



## DÉCOR SELECTIONS



Main



Main



Main



### PRE-DELIVERY INSPECTION FACILITY

20,000 square feet of quality assurance. The bare essentials for a premium product. This state-of-the-art facility gives immediate daily feedback to production for quality assurance in every unit built.



### 24/7 EMERGENCY ROADSIDE ASSISTANCE WITH VEHICLE PURCHASE\*

- |                                    |                         |
|------------------------------------|-------------------------|
| TOWING                             | WINCH OUT               |
| JUMP STARTS                        | MOBILE TIRE SERVICE     |
| TIRE ASSISTANCE                    | TECHNICAL SUPPORT       |
| DELIVERY OF FUEL & MECHANIC FLUIDS | RV MOBILE               |
| LOCKSMITH/LOCKOUT SERVICES         | MECHANIC                |
|                                    | DEALER LOCATOR SERVICES |



\*VALID FOR 1 YEAR FROM DATE OF PURCHASE



### Dynamax Owner "Digital Kit" App

Now you can have your Owner's Manual with you wherever you are. Download our FREE App from the App Store or Google Play and you'll have the information right at your fingertips.



### Paint Video

<https://www.youtube.com/watch?v=sLgLoR26jfs>

### Factory Video Tour

<https://www.youtube.com/watch?v=q5cG43PD7SE>



**Learn More**  
Scan this barcode using a QR Reader on your smart phone to learn more about Forest River.



Your Authorized Isata 3 Series Dealer