

## RENEGADE WARRANTY

Renegade MY 2021 motorhomes are covered by a 1-year unlimited miles limited warranty, plus a 3-year 36,000-mile limited structural warranty.

All Renegade motorhome chassis, engines and transmissions, and drivetrain warranties are provided and administered by their respective manufacturers. For specific information about these warranties, ask your dealer or contact Renegade RV.



**Renegade**  
RV  
REVGROUP

*Confidence to go anywhere*

52216 SR 15 Bristol, IN 46507  
888.522.1126 | [RenegadeRV.com](http://RenegadeRV.com)

Features and options may vary from descriptions without notice.

VERONA  
LE  
2021

EXTREME LUXURY

EXTREME PURPOSE

EXTREME DURABILITY



*Renegade*  
RV

REVGROUP

*Confidence to go anywhere*





## Renegade **VERONA** LE

The Verona LE offers the functionality you desire with the luxury you deserve. Hidden sleeping areas are tucked away to offer a spacious living area that features polished solid surface counter tops, solid hardwood cabinets and a tiled backsplash. A full bath and plenty of storage allow you to enjoy all the comforts of home, whether on extended or brief trips. The Renegade Verona LE has everything you need in an RV.

### **Featured to the left:**

The Verona LE 38LDG shown in Blackberry Vine décor features a double slide to create a roomy main salon. The Lambright booth dinette and sofa offer ample comfortable seating and both convert to sleeping areas. Additional amenities include polished flooring, a large kitchen with residential appliances, memory foam king bed and a bath vanity with drawers, making the 38LDG a very popular choice.

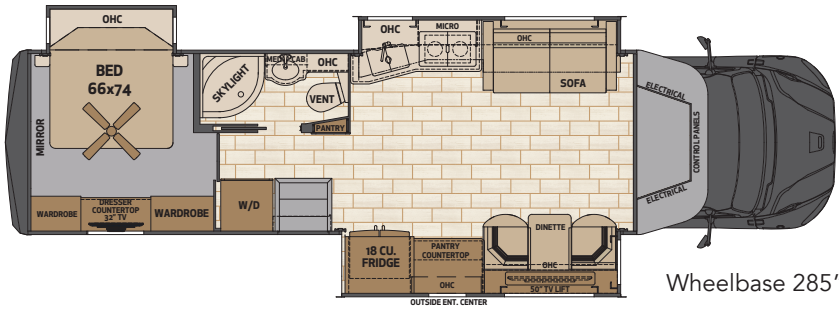
# THE *Renegade* **VERONA** AT A GLANCE

Exterior height	<b>12' 10"</b>	Fuel capacity	<b>100 Gallons</b>
Exterior width	<b>99 1/4"</b>	Fresh water capacity	<b>150 Gallons</b>
Exterior length	<b>37' 1" - 40' 2"</b>	Grey water capacity	<b>75 Gallons</b>
Interior height	<b>84"</b>	Black water capacity	<b>75 Gallons</b>
Interior width	<b>95 1/2"</b>		

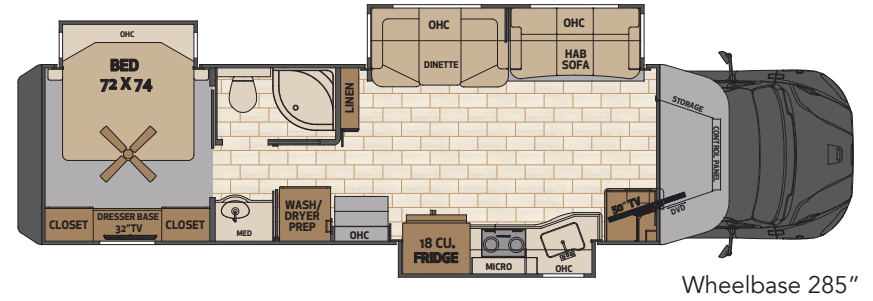


## KEY FEATURES

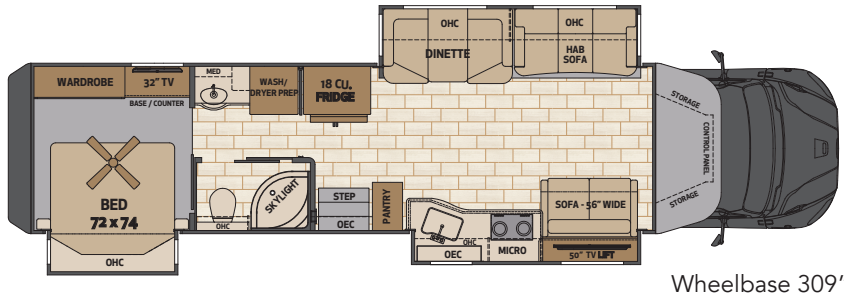
- Cummins 350HP 3200TRV Allison transmission
- AquaHot 450D hydronic heating system
- Multiplex system with color touch panel & Bluetooth app control
- All electric coach w/one 3000 watt magnum hybrid inverter
- Five full paint color options
- Four-Point automatic hydraulic leveling system
- Roof mounted electric lateral arm awning with integrated LED lights & matching roadside profile
- Solid hardwood cabinets and solid surface countertops



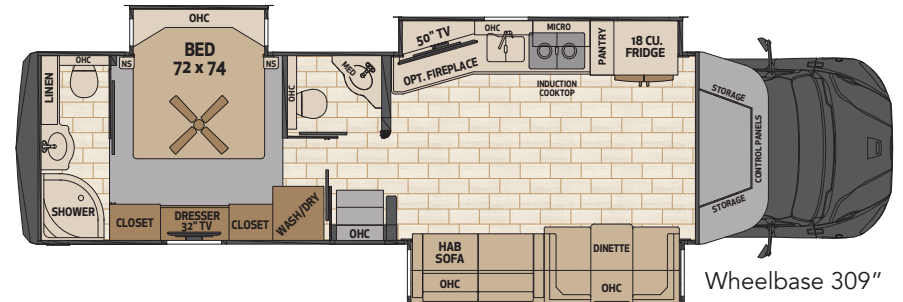
**37LMB** 37' mid bath, 3 slides



**38LDG** 38' mid bath, 3 slides




**40LTS** 40' mid bath, 3 slides



**40LRB** 40' bath and a half, 3 slides




BLACKBERRY VINE



VANILLA FROST




SMOKEY TAUPE




RIVERSTONE


*Renegade*  
**VERONA**  
LE  
PAINT OPTIONS




SNOWDRIFT




LATTE



ROUGE



ANTHRACITE



MARITIME

## CAB/CHASSIS

Freightliner M2-106, 34,300 GVWR, 60,000 GCWR  
 Cummins L9 350HP, 1,150 lb.ft. torque  
 Allison TRV3200 electronic 6-speed transmission / dash shifter  
 6 gallon diesel exhaust fluid (DEF tank, driver's side of cab)  
 Air brakes with 4-wheel ABS and auto slack adjusters  
 Trailer brake controller  
 Airliner rear air suspension  
 Aluminum automotive cab construction, designed & tested for occupant protection  
 3-piece chrome front bumper w/ integrated fog lights  
 Power driver/passenger windows and door locks  
 Power/heated remote control mirrors  
 Color rear and side view cameras  
 Ultra Leather drv'r/psngr seats w/ heat, air ride pedestals and swivels  
 Electronic cruise control  
 Automotive cab carpet liner with matching floor mats  
 Tilt and telescoping steering wheel  
 Premium freightliner heat/sound insulation  
 Freightliner safety assurance package includes: enhanced cruise control, lane guidance, electronic stability control, collision mitigation

## EXTERIOR

Powder-coated steel storage compartments with carpeted lining  
 Aluminum compartment doors w/ chrome remote lock/unlock Paddle latches  
 LED lighted exterior entry door handle  
 RV entrance door w/ screen, deadbolt  
 Chrome LED docking lights on rear wheel skirts & rear bumper  
 Girard nova II integrated rooftop awning w/ LED lights and matching drivers side roof awning profiles  
 Aluminum wrapped auto deploy/retract awnings  
 Frameless tinted dual pane windows with tilt-opening design  
 20,000 lb. hitch, 7 way tow connector  
 Equalizer fully automatic 4 point hydraulic leveling system with bluetooth app  
 Heavy duty electric double entry step  
 Aerodynamic fiberglass front and rear caps & transition  
 LED brake, turn & high mount brake lights  
 Custom wheel flares on front chassis wheelwells  
 Fiberglass molded tank covers and lighted entry steps  
 Diamond shield anti-chip paint protection  
 Undercoating

## ELECTRICAL SYSTEMS

8KW Onan quiet diesel generator  
 Central command center cabinet w/ motion activated LED lighting  
 50 amp electrical service with surge guard  
 Multiplex electrical system w/color touchscreen and smartphone app  
 Exterior GFI receptacles, roadside and doorside  
 USB/110V charging outlets in bedroom and living room  
 Solar charging system pre-wire  
 Automatic transfer switch with surge protection

## CONSTRUCTION

2" vacuum laminated sidewalls w/ welded tubular aluminum framing  
 1.5" high density foam insulation in sidewalls & roof  
 Full body paint available in 5 décors  
 Welded aluminum roof truss system and framed wall cutouts with framed cutouts  
 One piece textured & crowned fiberglass roof surface  
 "Super Sandwich" floor construction w/ galvanized vapor barrier includes:
 

- 3/4" fir plywood deck over 2 x 4 wood-framed residential floor
- 2" welded steel floor joist system
- Mounted to 3" steel longitudinal floor beams
- 3.5" premium grade sound deadening and thermal insulation in floor

## INTERIOR

Lambright Ultraleather sofa with queen size slide-a-bed sleeper  
 Lambright Ultraleather sleeper convertible booth dinette with solid surface table top  
 12"x 24" polished porcelain tile flooring in living room, kitchen, hallway and bath  
 Deluxe carpeting with pad, living room slideout and bedroom  
 Solid hardwood cabinetry with raised panel doors  
 Soft close full extension ball bearing drawer guides throughout  
 Solid surface countertops throughout & stone galley backsplash  
 Energy efficient LED flush mount ceiling lighting throughout  
 iRelax memory foam mattress (72" x 74" king - NA on 37LMB)  
 iRelax memory foam mattress (66" x 74" mini king, 37LMB only)  
 Deluxe padded headboard  
 Full length wardrobe with removable bottom shelf & shoe storage  
 LED floor, toekick, and under cabinet lighting

## ENTERTAINMENT SYSTEM

Garmin premium touch screen dash unit w/ integrated color monitor  
 Integrated GPS with RV navigation maps  
 Soundbar home theater w/ bluetooth streaming and wireless Subwoofer  
 50" 4K Smart LED TV in living area & 32" 4K Smart LED TV w/ BluRay/DVD player in bedroom  
 Outside Ent. ctr. w/32" 4K smart LED TV, AM/FM/CD/DVD player, USB charging  
 Winegard In motion satellite system (customer supplies the receiver)  
 Winegard Connect 2.0 rooftop OTA antenna w/WiFi and 4G ready (SIM card req)  
 Pre-wired for HD satellite system (satellite control boxes not included, requires customer subscription)

## APPLIANCES

18 cu. ft. french door residential refer w/ icemaker and stainless steel doors  
 Recessed 2 burner electric induction cooktop  
 Stainless steel convection microwave oven  
 (2) 15,000 BTU low profile roof A/C w/heat pumps & chill grill  
 Pre-wired & plumbed for optional stackable washer/dryer  
 LP/CO & smoke detectors, fire extinguisher  
 Winterization Kit

## BATH

Deluxe hardwood vanity, medicine & linen storage cabinets  
 Color coordinated fiberglass shower with glass door & shower surround  
 Shower skylight  
 Ledger stone backsplash at sink area  
 Deluxe bath faucet & adjustable shower head  
 Porcelain macerator toilet w/push button  
 Fresh water fill - city water hookup  
 Outside faucet with sprayer

## POPULAR OPTIONS

Exterior refrigerator/freezer on a slide tray  
 Theatre seating in lieu of standard sofa  
 Electric fireplace with remote control (NA on 38LDG & 37LMB)  
 Full width mudflap with stainless steel accents and logo  
 Table with credenza and free standing dinette chairs  
 Power retract water hose reel  
 Washer and dryer stacked  
 Three solar panels at 175 watts each